

Chandrapal Dadsena
Government College,
Pithora,
Mahasamund (C.G.)

Feedback Report

2018-19



S. J. J.
Principal
Chandrapal Dadsena Govt.
College Pithora
Distt-Mahasamund(C.G.)

STUDENT FEEDBACK 2018-19

SCORING			
4	3	2	1
A	B	C	D
Very good	Good	Satisfactory	Unsatisfactory

Questions Student-Academic Feedback form

Q. Code	Parameters
Q1	Depth of the course content including project work, if any
Q2	Extent of coverage of course
Q3	Applicability / relevance to real life situations
Q4	Learning value (in terms of knowledge, concepts, manual skills, and analytical abilities and broadening perspectives)
Q5	Clarity and relevance of textual reading material
Q6	Relevance of additional source material (online/library)
Q7	Extent of effort required by students
Q8	Provision of sufficient time for feedback
Q9	Overall rating

Questions Student-Faculty Feedback form

Q. Code	Parameters
Q1	Knowledge base of the teacher (as perceived by student)
Q2	Communication Skills (in terms of articulation and comprehensibility)
Q3	Sincerity / Commitment of the teacher
Q4	Interest generated by the teacher
Q5	Ability to integrate course material with environment/other issues, to provide a broader perspective
Q6	Ability to integrate content with other courses
Q7	Accessibility of the teacher in and out of the class (includes availability of the teacher to motivate further study and discussion outside class)
Q8	Ability to design quizzes/Tests/ assignments/ examinations and projects to evaluate students understanding of the course
Q9	Overall rating

Questions Teachers-Academic Feedback form

Q. Code	Parameters
Q1	Depth of the course content including project work, if any
Q2	Extent of coverage of course
Q3	Applicability / relevance to real life situations
Q4	Learning value (in terms of knowledge, concepts, manual skills, and analytical abilities and broadening perspectives)
Q5	Clarity and relevance of textual reading material
Q6	Relevance of additional source material (online/library)
Q7	Extent of effort required by students
Q8	Provision of sufficient time for feedback
Q9	Overall rating

S. S. S.
Principal



STUDENT FEEDBACK 2018-19

SCORING			
4	3	2	1
A	B	C	D
Very good	Good	Satisfactory	Unsatisfactory

Questions Student-Academic Feedback form

Q. Code	Parameters
Q1	Depth of the course content including project work, if any
Q2	Extent of coverage of course
Q3	Applicability / relevance to real life situations
Q4	Learning value (in terms of knowledge, concepts, manual skills, and analytical abilities and broadening perspectives)
Q5	Clarity and relevance of textual reading material
Q6	Relevance of additional source material (online/library)
Q7	Extent of effort required by students
Q8	Provision of sufficient time for feedback
Q9	Overall rating

Questions Student-Faculty Feedback form

Q. Code	Parameters
Q1	Knowledge base of the teacher (as perceived by student)
Q2	Communication Skills (in terms of articulation and comprehensibility)
Q3	Sincerity / Commitment of the teacher
Q4	Interest generated by the teacher
Q5	Ability to integrate course material with environment/other issues, to provide a broader perspective
Q6	Ability to integrate content with other courses
Q7	Accessibility of the teacher in and out of the class (includes availability of the teacher to motivate further study and discussion outside class)
Q8	Ability to design quizzes/Tests/ assignments/ examinations and projects to evaluate students understanding of the course
Q9	Overall rating

Questions Teachers-Academic Feedback form

Q. Code	Parameters
Q1	Depth of the course content including project work, if any
Q2	Extent of coverage of course
Q3	Applicability / relevance to real life situations
Q4	Learning value (in terms of knowledge, concepts, manual skills, and analytical abilities and broadening perspectives)
Q5	Clarity and relevance of textual reading material
Q6	Relevance of additional source material (online/library)
Q7	Extent of effort required by students
Q8	Provision of sufficient time for feedback
Q9	Overall rating

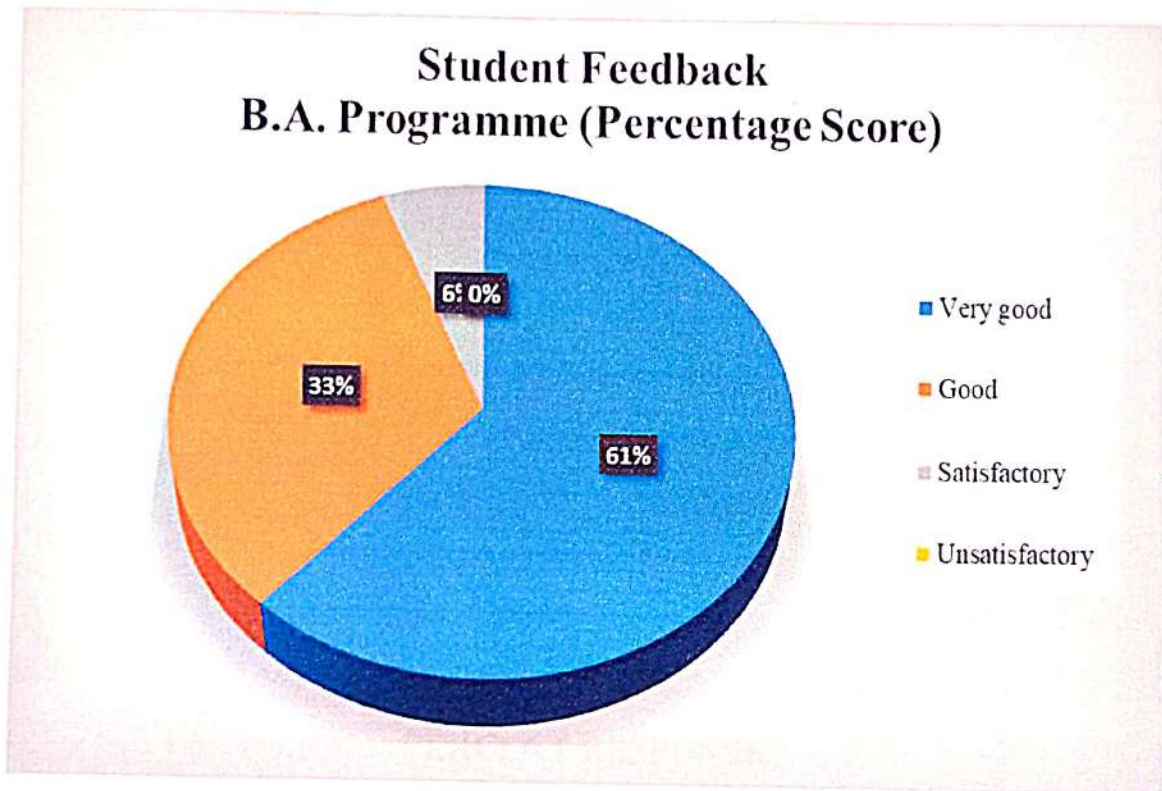
[Signature]
Principal



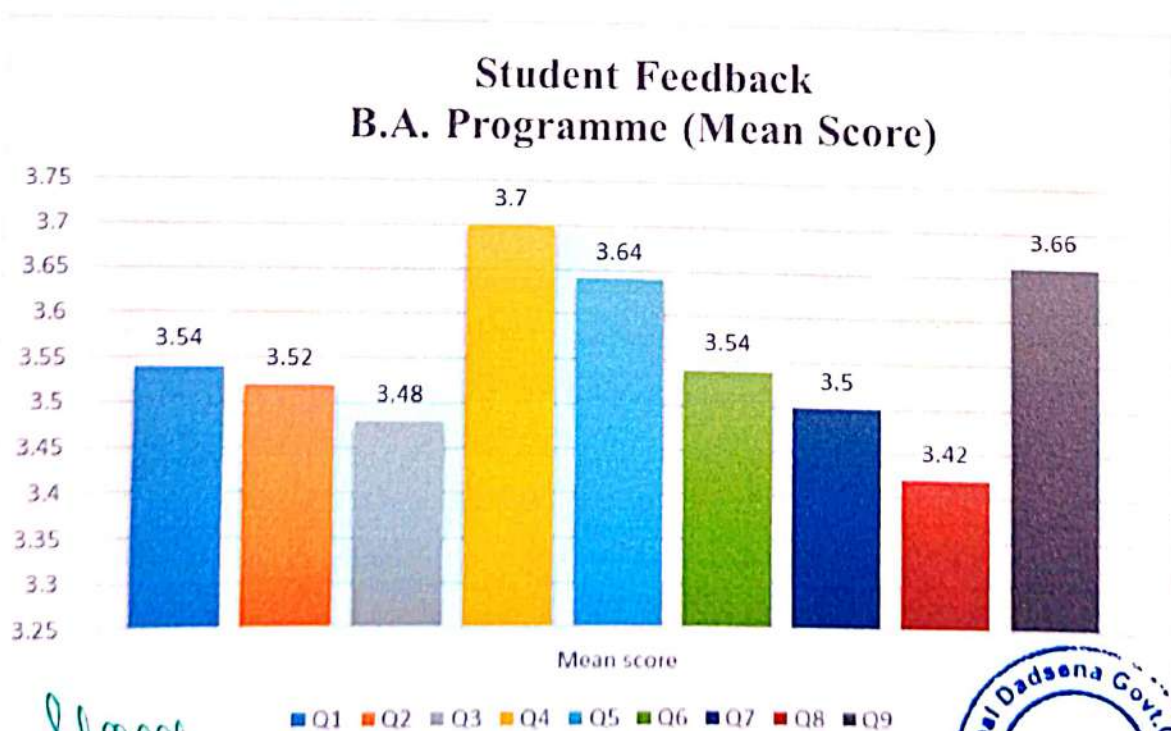
Result Analysis & Reports

No. of students participating – B.A. Programme (50) = Total 196

Student Feedback – B.A. Programme



PERCENT RESPONSE



Sloooo
Principal

Govt College Filhrna

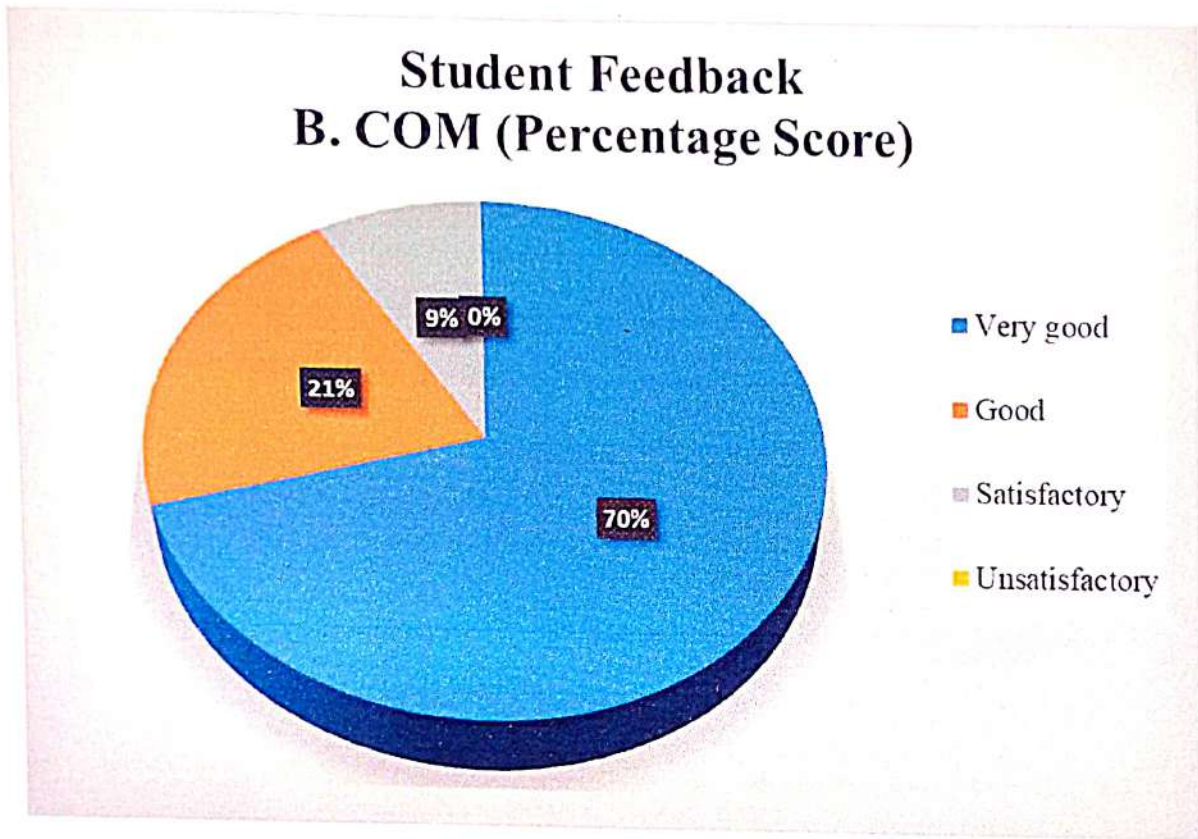
District Mahasamund (G)

■ Q1 ■ Q2 ■ Q3 ■ Q4 ■ Q5 ■ Q6 ■ Q7 ■ Q8 ■ Q9

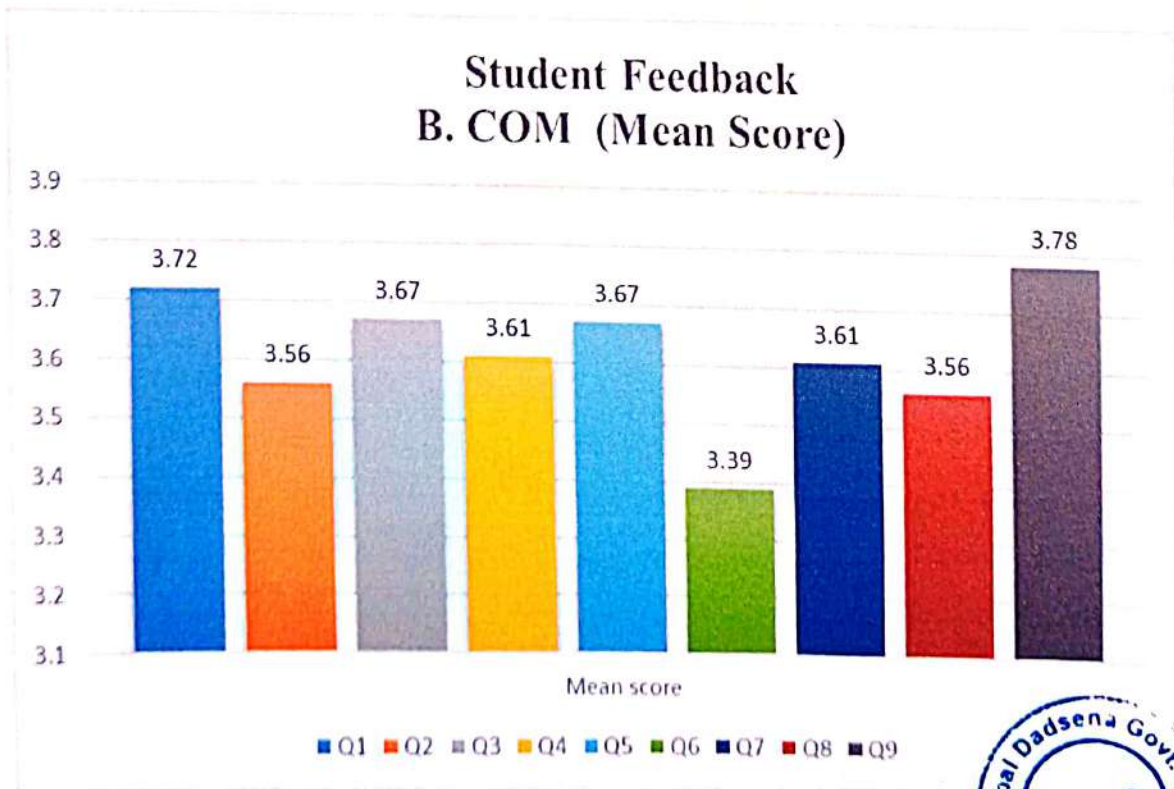


No. of students participating – B. COM (18) = Total 18

Student Feedback – B. COM Programme



PERCENT RESPONSE

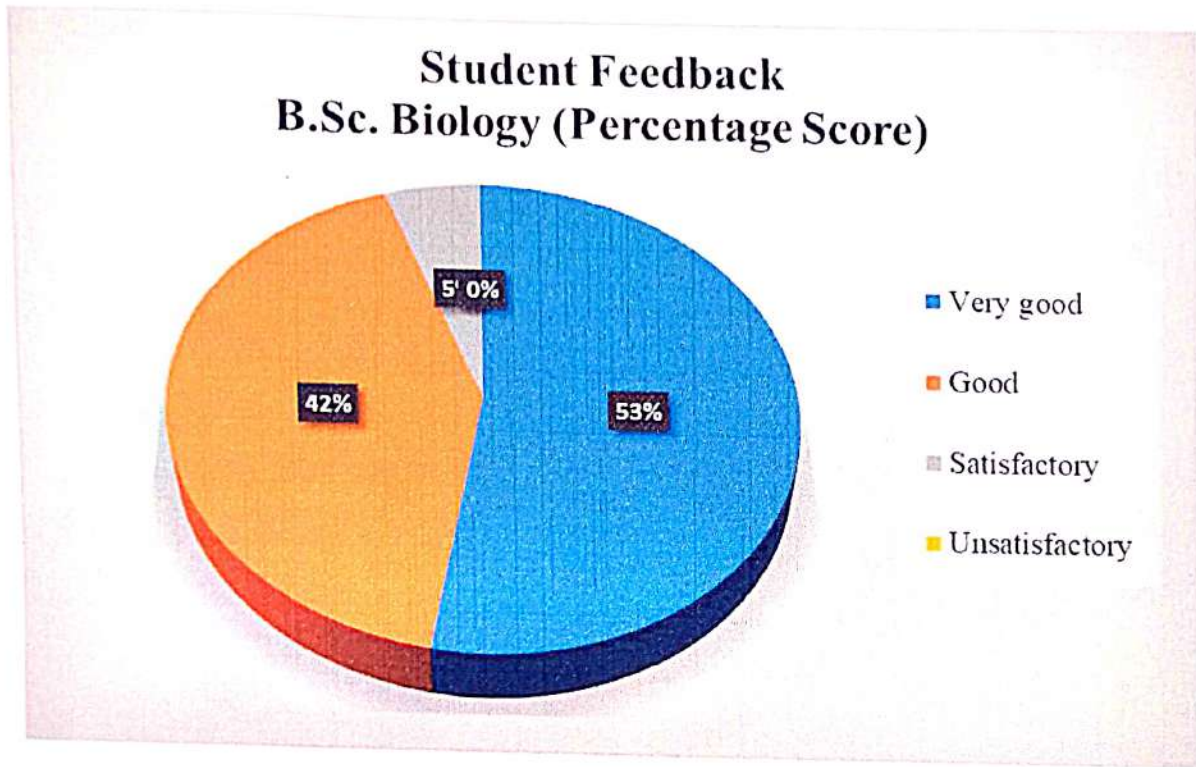


[Signature]
Principal

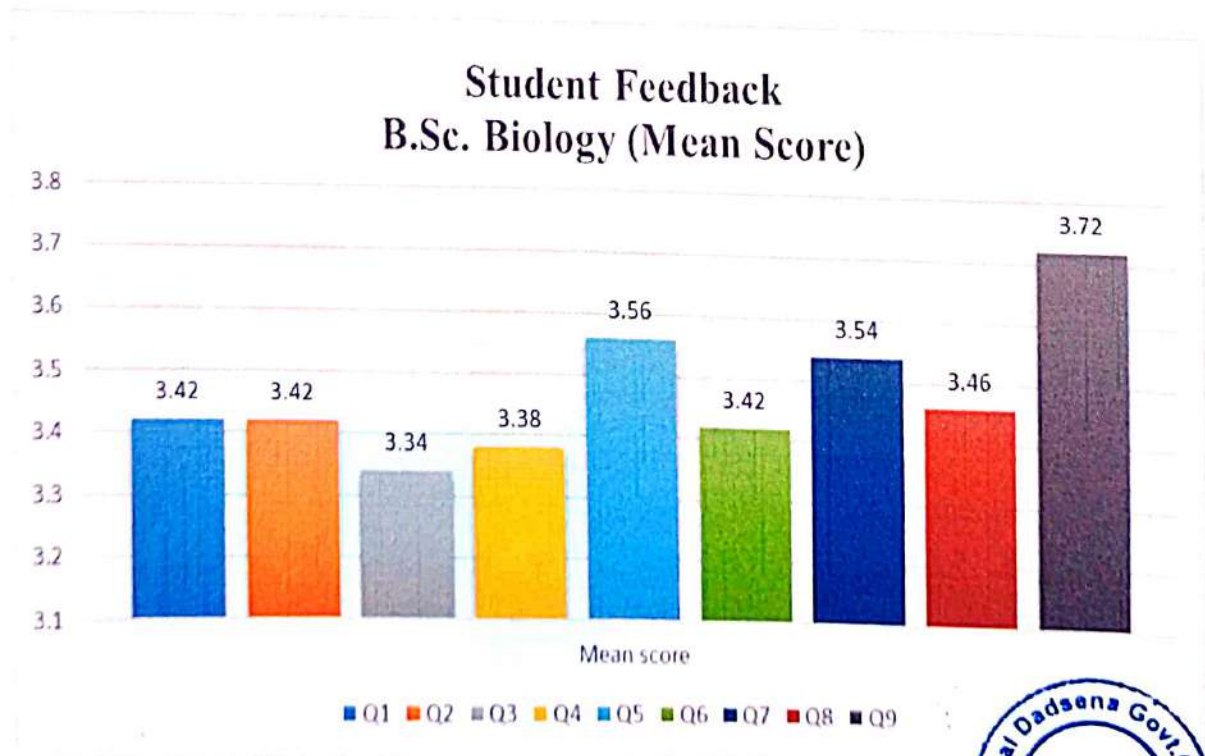


No. of students participating – B.Sc. Biology (50) = Total 71

Student Feedback – B.Sc. Biology



PERCENT RESPONSE



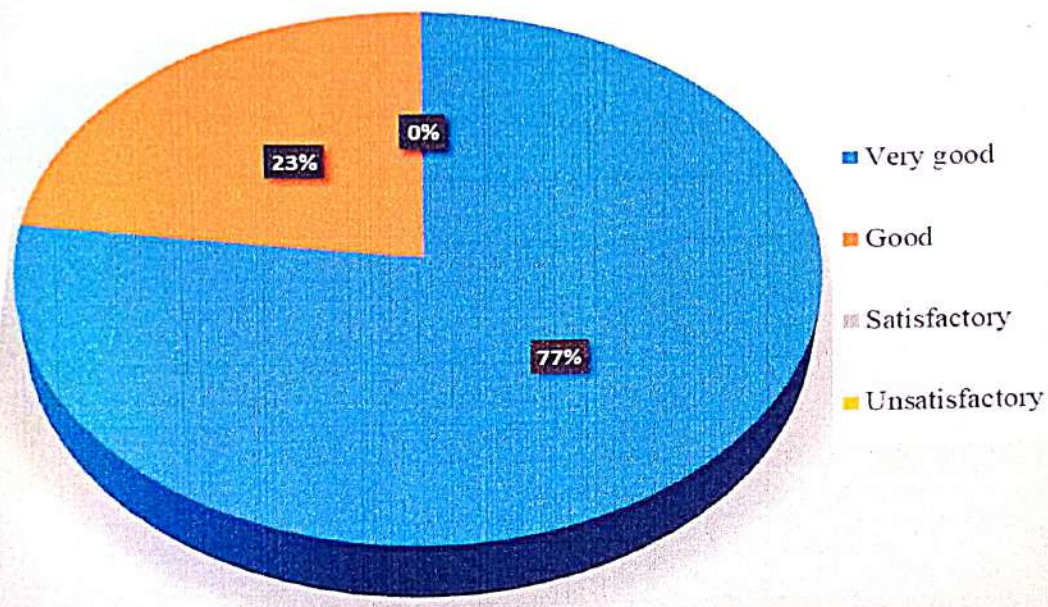
S. S. S.
Principal
Govt College Pithura
Distt. Mahasamund (C.G.)



No. of students participating – B.Sc. Mathematics (12) = Total 12

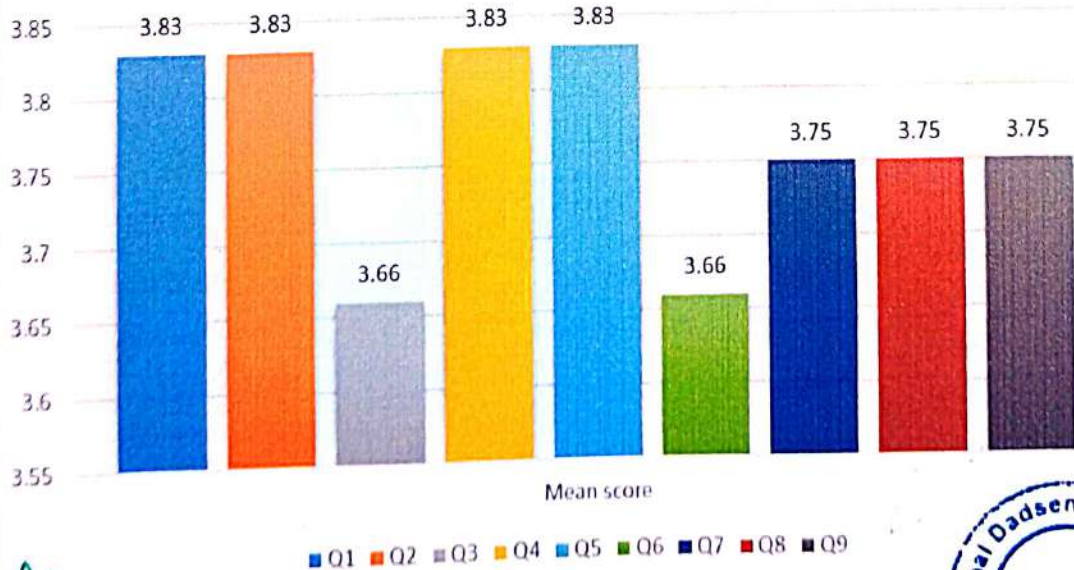
Student Feedback – B.Sc. Mathematics

Student Feedback B.Sc. Mathematics (Percentage Score)



PERCENT RESPONSE

Student Feedback B.Sc. Mathematics (Mean Score)



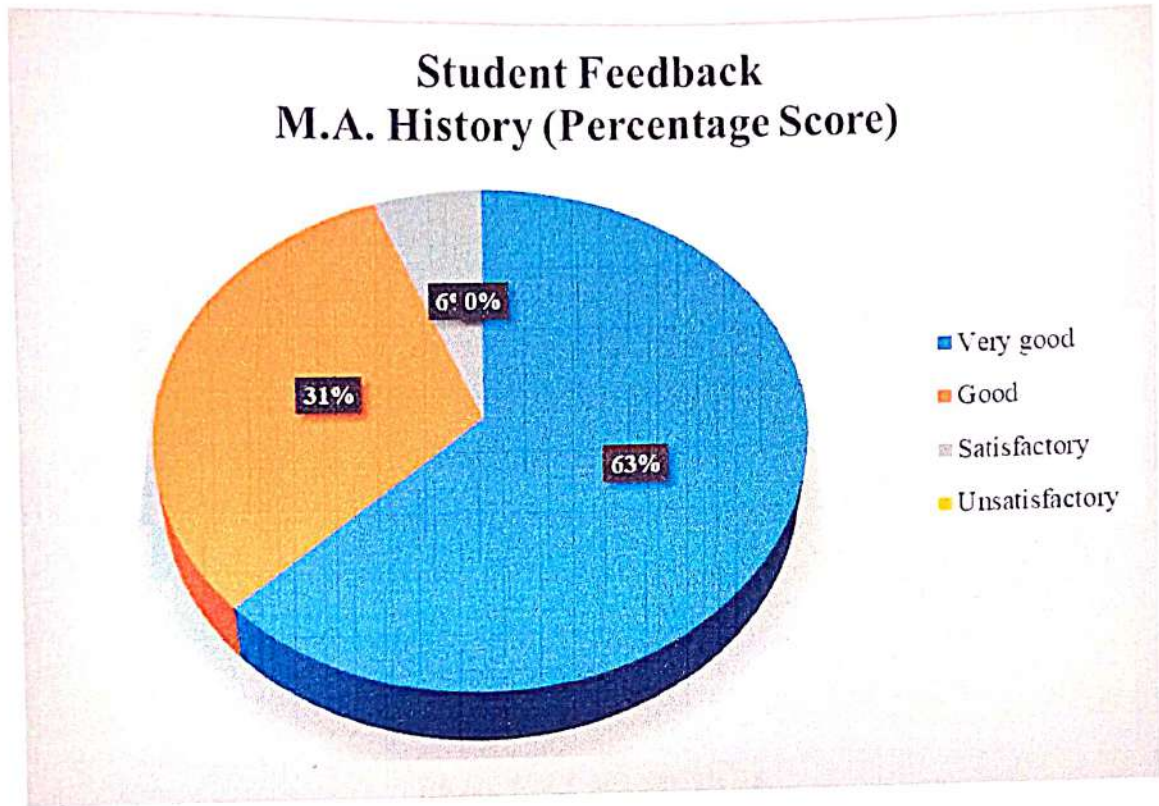
[Signature]
Principal

Govt. College, Dadsena
Distt. Mahasamund (C.G.)

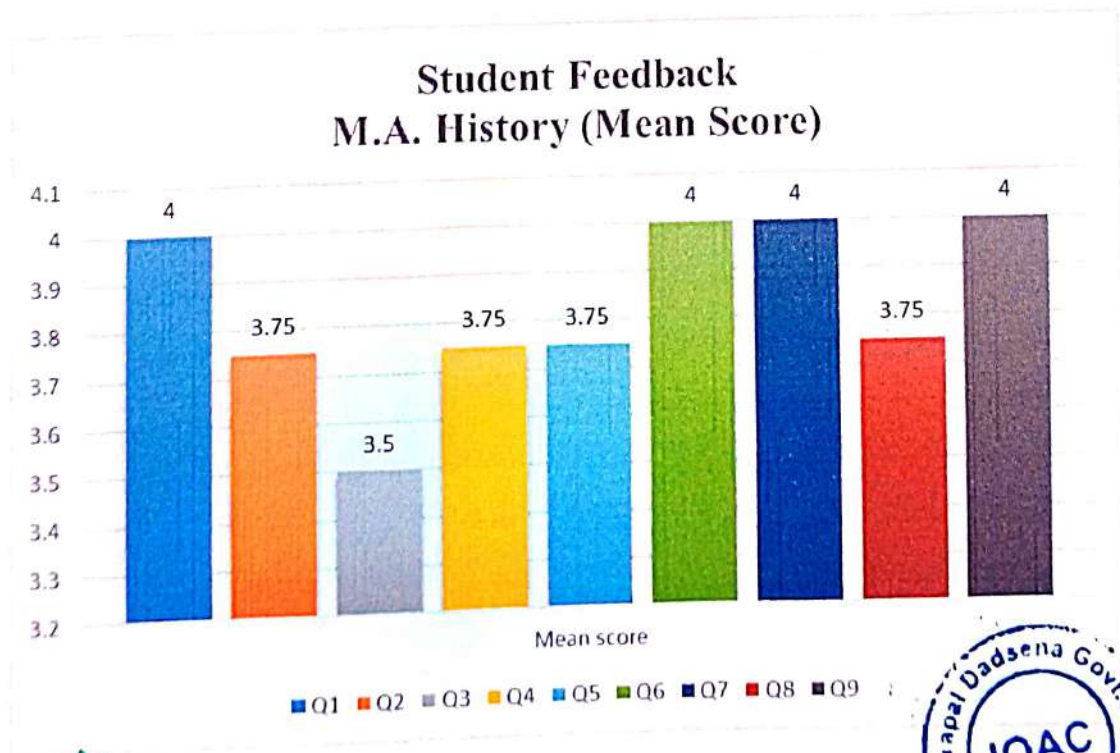


No. of students participating – M.A. History (04) = Total 04

Student Feedback – M.A. History



PERCENT RESPONSE

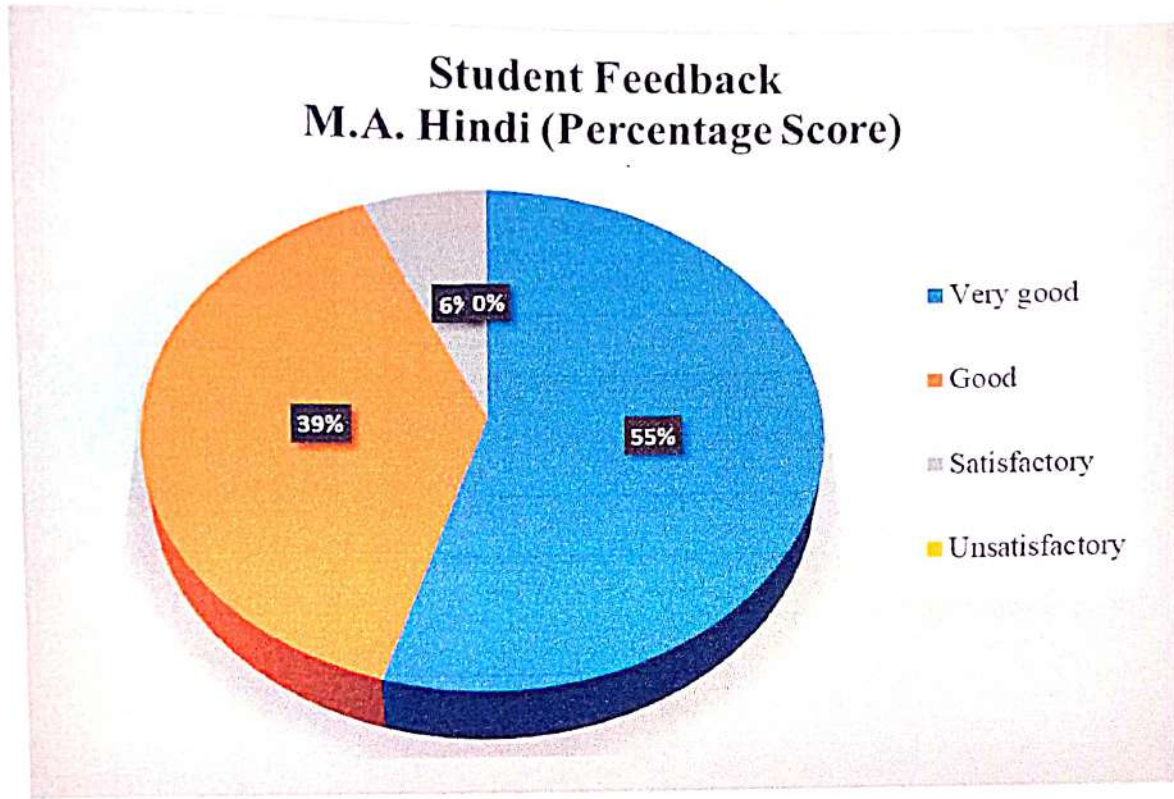


S. S. S.
Principal
Govt. College, Pithora
Distt. Mahasamund (C.G.)

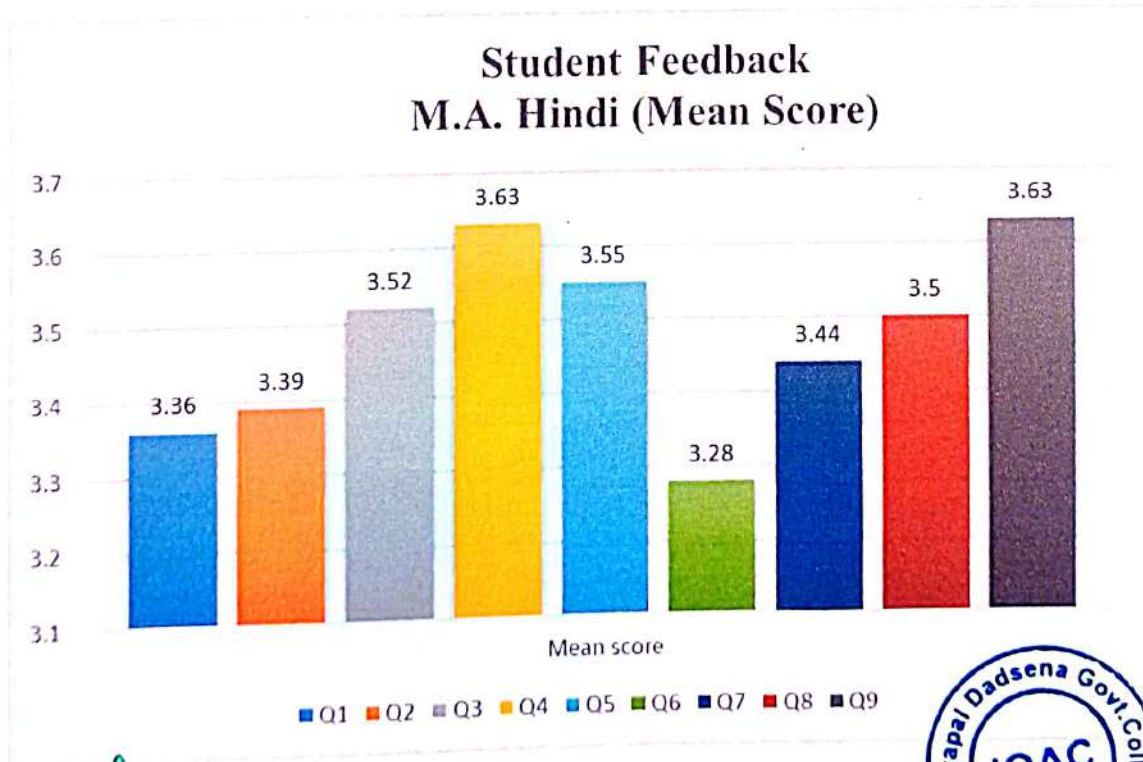


No. of students participating – M.A. Hindi (38) = Total 38

Student Feedback – M.A. Hindi



PERCENT RESPONSE



S. S. S.
Principal

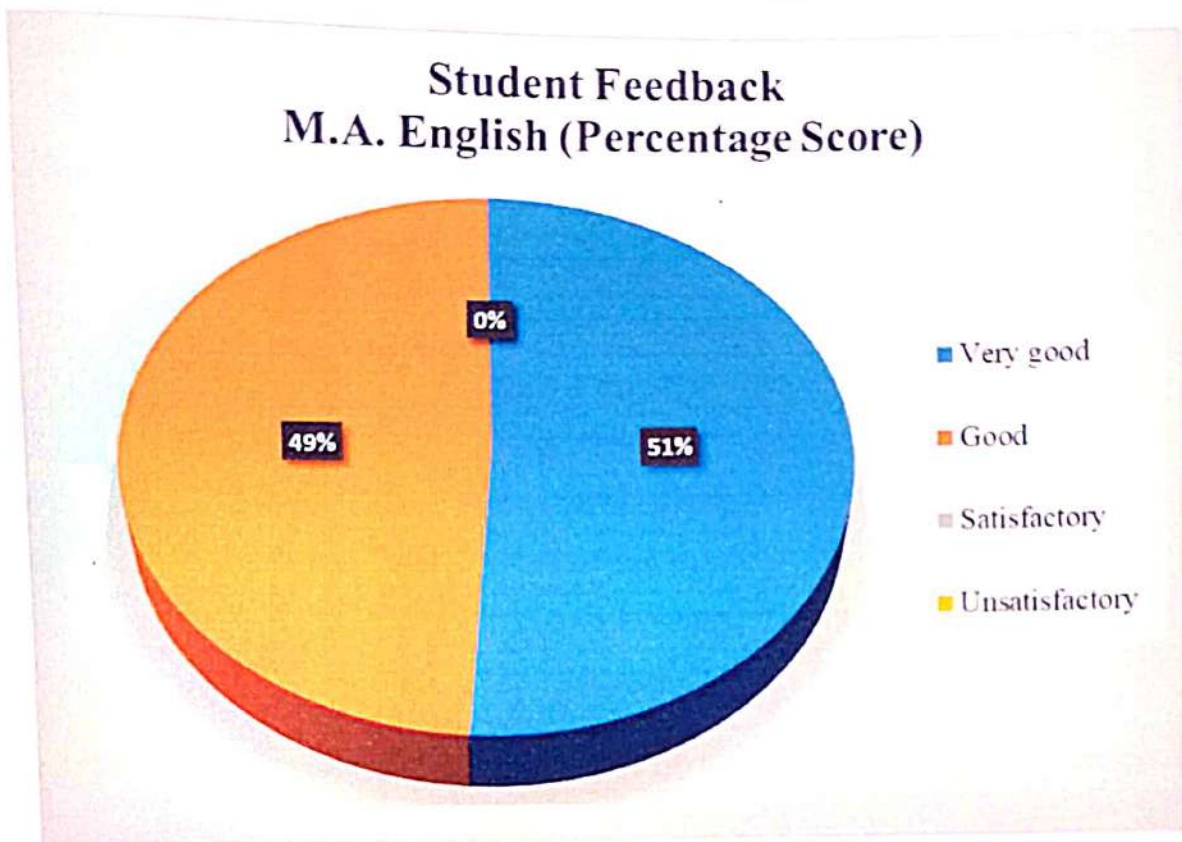
Govt College Pithora

Dist. Mandla (M.P.)

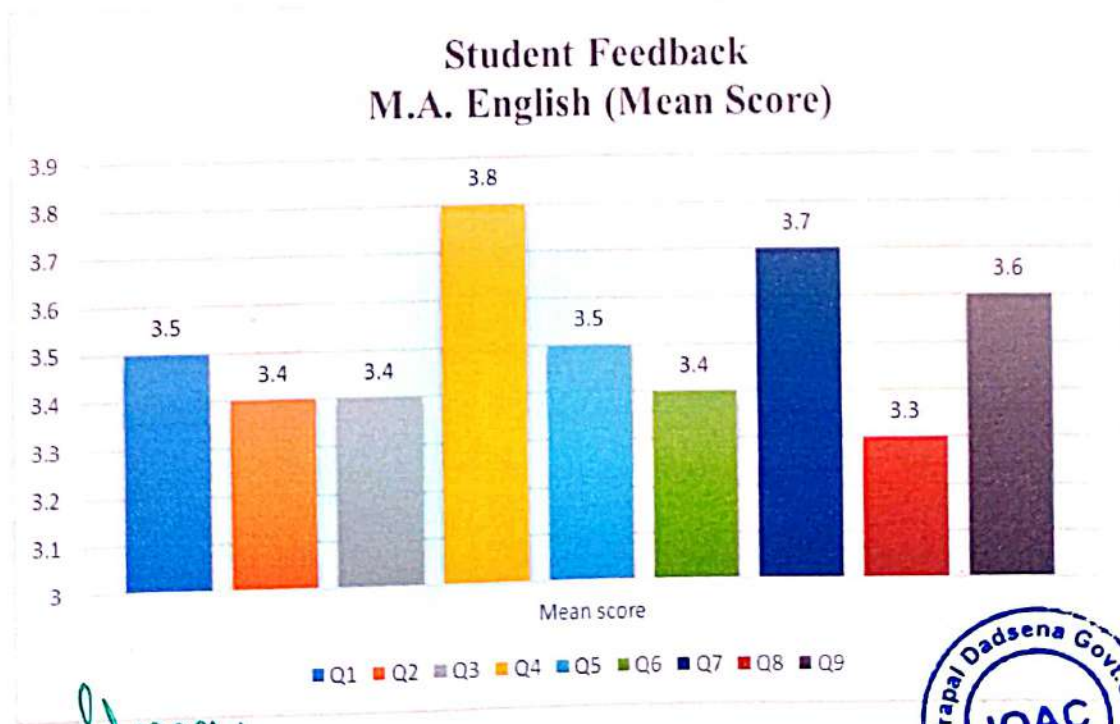


No. of students participating – M.A. English (10) = Total 10

Student Feedback – M.A. English



PERCENT RESPONSE



S. S. S.
Principal

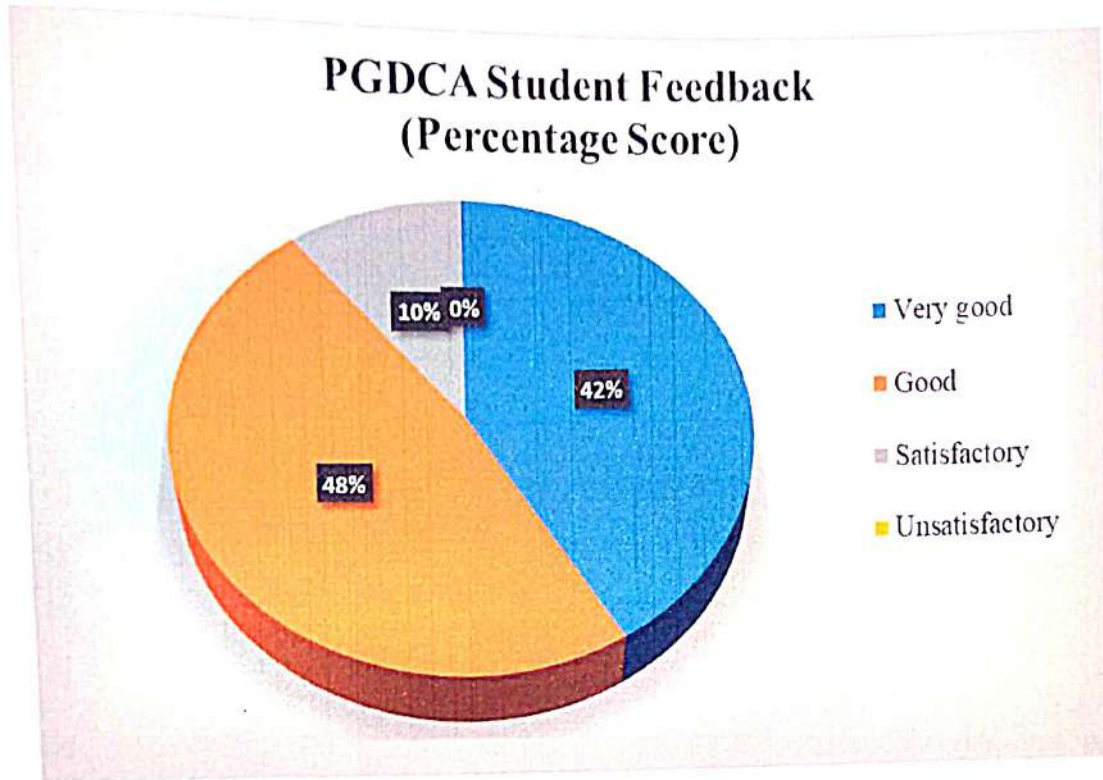
Govt College, Jhansi

Dist. Mahasamundgarh (C.G.)



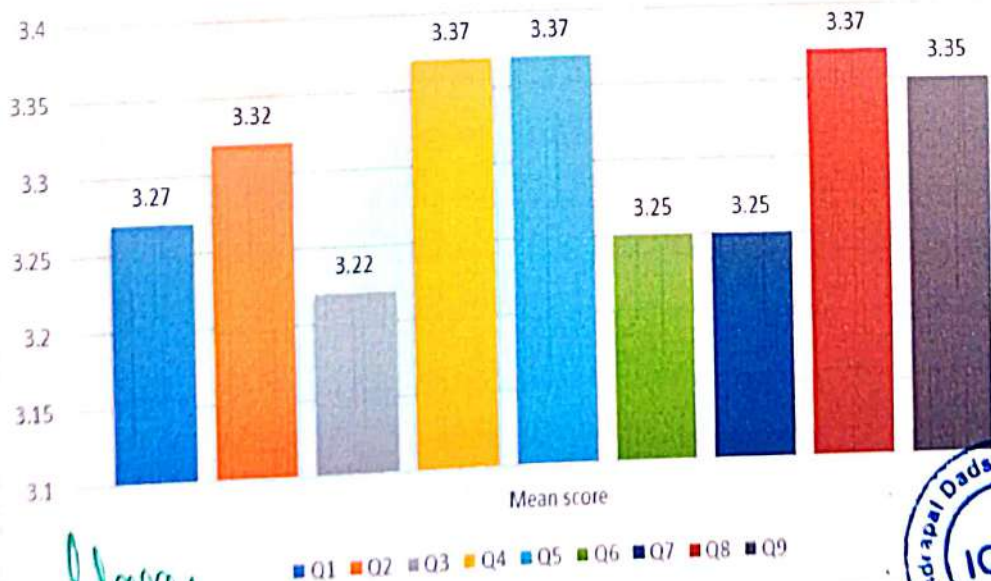
No. of students participating – P.G.D.C.A (40) = Total 60

Student Feedback - P.G.D.C.A



PERCENT RESPONSE

PGDCA Student Feedback (Mean Score)



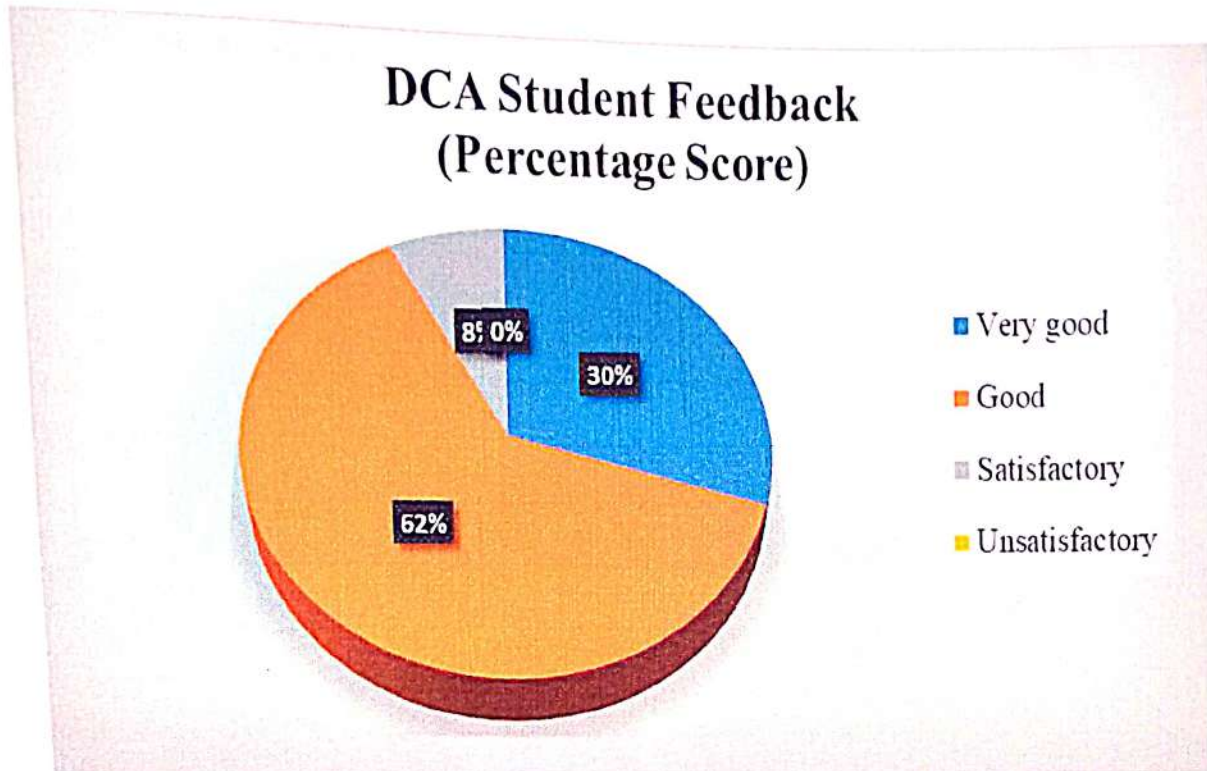
[Signature]
Principal

Govt. College, Dadsena
Distt. Mahasamundragarh (G)

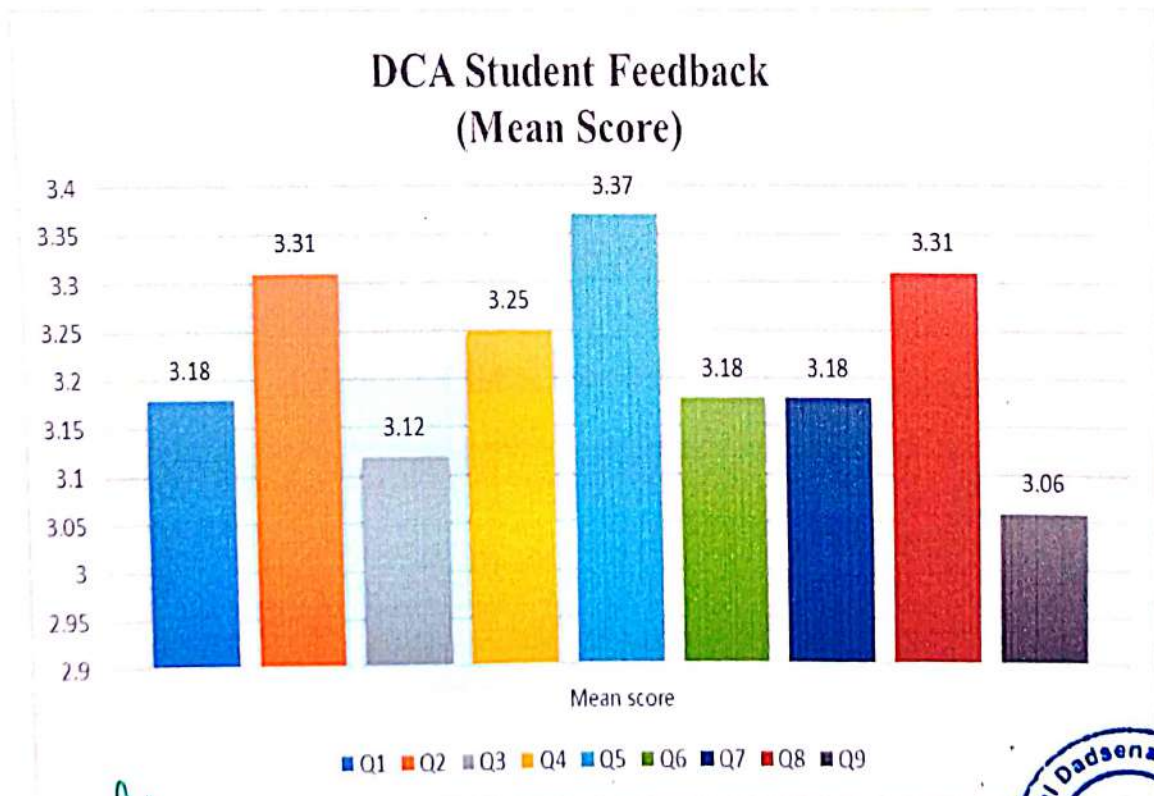


No. of students participating – D.C.A (16) =Total 16

Student Feedback - D.C.A



PERCENT RESPONSE



Signature

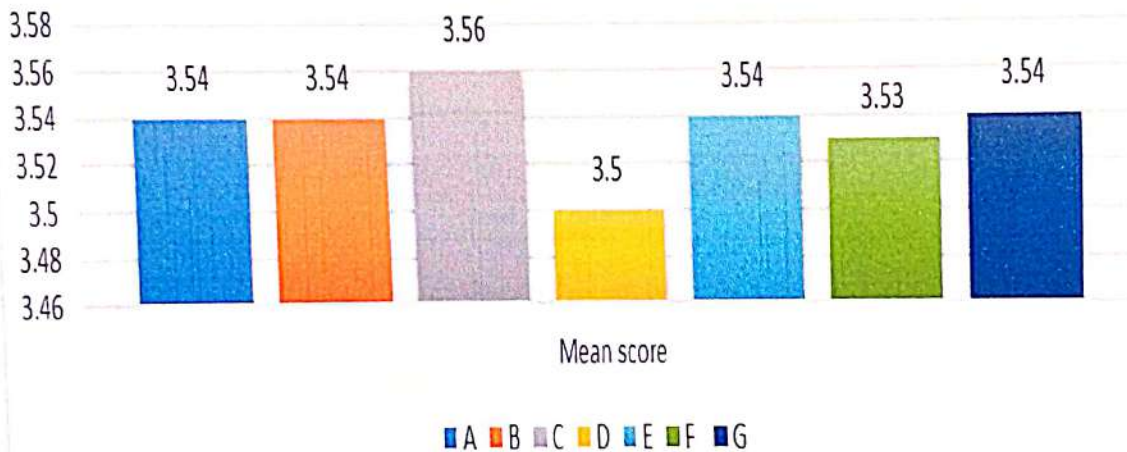
Govt College Dadsena
Dadsena, Dadsena (G)



Faculty Student Feedback

Abbreviations	Name of Faculty	Mean Score
A	Dr. S. S. Tiwari	3.54
B	Dr. S. S. Diwan	3.54
C	Dr. P. K. Ravi	3.56
D	Dr. Shruti Jha	3.50
E	Dr. Pramila Nagwanshi	3.54
F	Smt. Pratima Chandrakar	3.53
G	Mr. Jitendra Kumar Patel	3.54

Faculty Student Feedback Faculty Overall Mean Score



PERCENT RESPONSE TO FACULTY

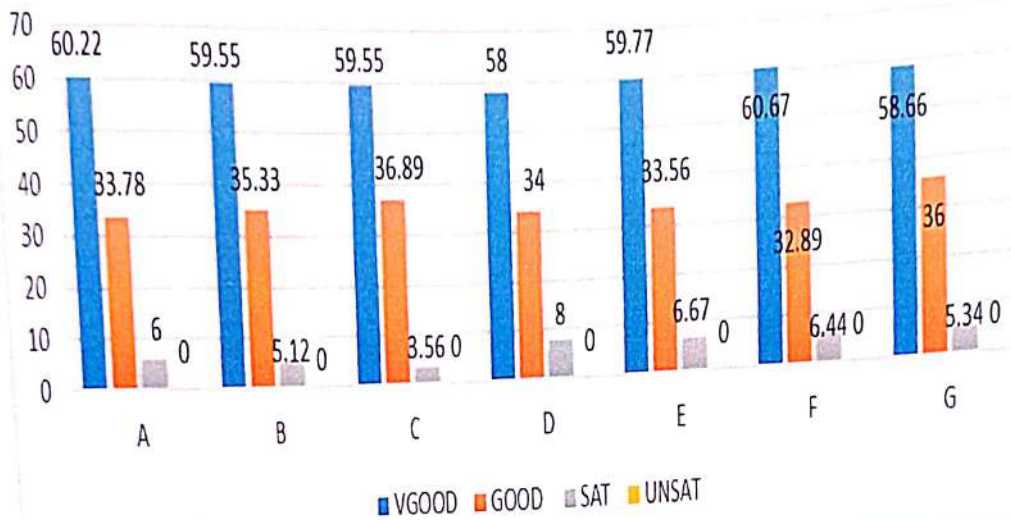
FACULTY	VGOOD	GOOD	SAT	UNSAT
A	60.22	33.78	6.00	0
B	59.55	35.33	5.12	0
C	59.55	36.89	3.56	0
D	58.00	34.00	8.00	0
E	59.77	33.56	6.67	0
F	60.77	32.89	6.44	0
G	58.66	36.00	5.34	0

S. S. Tiwari

Govt College (M) (G)
Distt. Mahasamund (G)



Faculty Overall Score



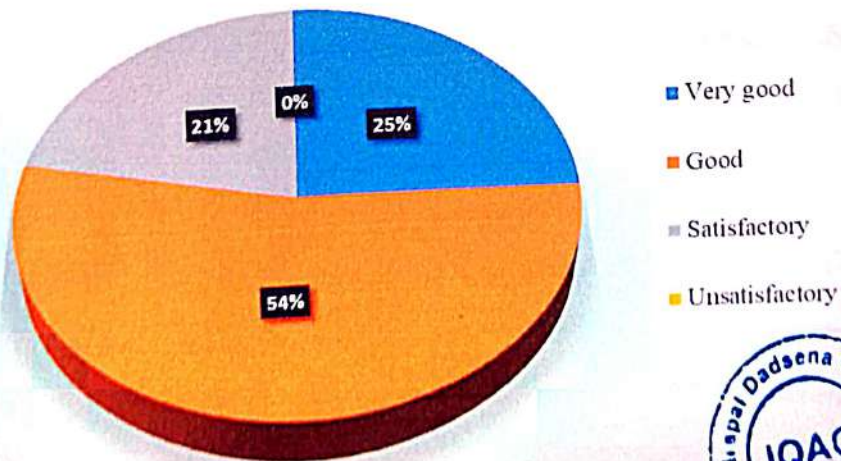
FACULTY FEEDBACK 2018-19

SCORING			
4	3	2	1
A	B	C	D
Very good	Good	Satisfactory	Unsatisfactory

No. of Faculty participating – 13

Faculty Feedback – Academic

Faculty Feedback (Percentage Score)

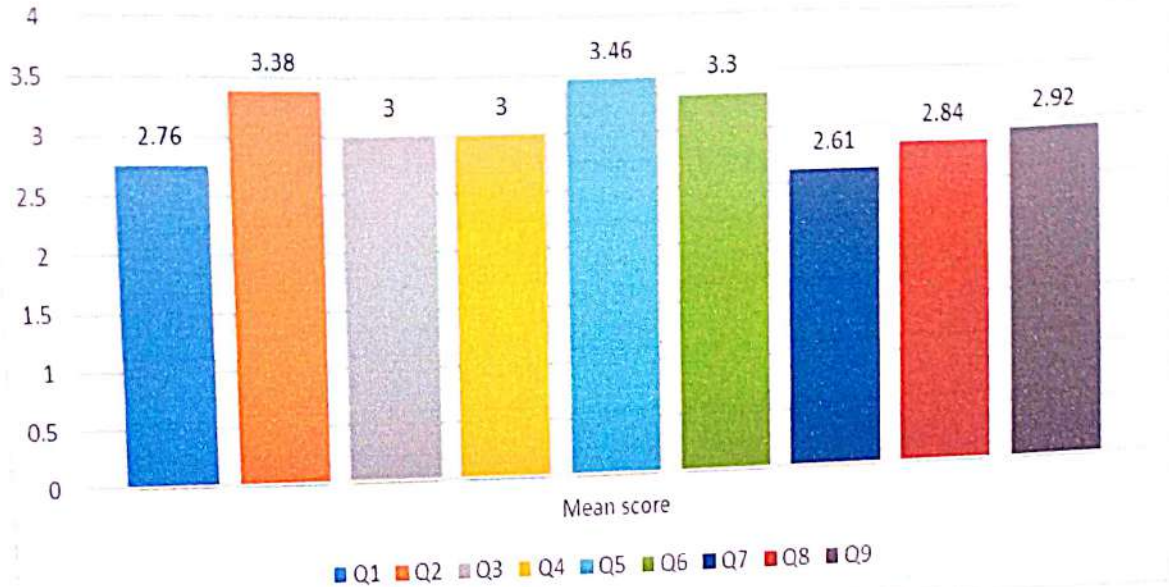


Principal



PERCENT RESPONSE

Faculty Feedback (Mean Score)



ACTION TAKEN REPORT

The overall score given by students and faculty was circulated among the faculty members, guest faculty and JBS faculty to take necessary measures with the request for improvement in teaching.

Name of Faculty

Professor in charge

Feedback



Principal
Chandrapal dadsena Govt.
College Pithora
Distt-Mahasamund(C.G.)

Summary of feedback Analysis: Result, Interpretation & Action Taken Report

Session 2018-19

Students' Overall Rating for the program

Q. No.	Parameters	Very Good	Good	Satisfactory	Unsatisfactory	Total
Q1	Depth of the course content including project work, if any	51.26%	42.86%	5.88%	0%	100%
Q2	Extent of coverage of course	51.26%	42.44%	6.30%	0%	100%
Q3	Applicability / relevance to real life situations	47.90%	45.38%	6.72%	0%	100%
Q4	Learning value (in terms of knowledge, concepts, manual skills, and analytical abilities and broadening perspectives)	60.50%	33.19%	6.30%	0%	100%
Q5	Clarity and relevance of textual reading material	60.92%	33.61%	5.46%	0%	100%
Q6	Relevance of additional source material (online/library)	46.22%	47.48%	6.30%	0%	100%
Q7	Extent of effort required by students	55.46%	36.55%	7.98%	0%	100%
Q8	Provision of sufficient time for feedback	51.68%	42.02%	6.30%	0%	100%
Q9	Overall rating	64.71%	29.83%	5.46%	0%	100%
Overall percentage of Student feedback		54.44%	39.26%	6.30%	0%	100%

Duly filled Student feedback forms of 238 students of B.A., B.Sc., B. Com., M.A. (History, English, Hindi) for the session 2018-19 have been collected offline. Results of feedback reveals that 54.44 % students rated the program 'very good', 39.26 % rated it 'good', 6.30% rated it 'satisfactory' and no one finds it 'unsatisfactory'. However, the college is consistently working for improvement.





 Principal
 Chandrapal dadsena Govt. College Pithora
 Distt-Mahasamund(C.G.)

Students' Overall Rating for the teachers

Q. No.	Parameters	Very Good	Good	Satisfactory	Unsatisfactory	Total
Q1	Knowledge base of the teacher (as perceived by student)	61.43%	33.14%	5.43%	0%	100%
Q2	Communication Skills (in terms of articulation and comprehensibility)	59.14%	34.80%	6%	0%	100%
Q3	Sincerity / Commitment of the teacher	57.43%	30%	6.77%	0%	100%
Q4	Interest generated by the teacher	61.14%	32.80%	6%	0%	100%
Q5	Ability to integrate course material with environment/other issues, to provide a broader perspective	30%	30.77%	1.43%	0%	100%
Q6	Ability to integrate content with other courses	30.77%	37.43%	6%	0%	100%
Q7	Accessibility of the teacher in and out of the class (includes availability of the teacher to motivate further study and discussion outside class)	37.14%	30%	6.80%	0%	100%
Q8	Ability to design quizzes/Tests/ assignments/ examinations and projects to evaluate students understanding of the course	50.80%	30.57%	6.57%	0%	100%
Q9	Overall rating	67.71%	28.29%	4%	0%	100%
	Overall percentage of Students' feedback	59.49%	34.63%	5.87%	0%	100%

In Students' feedback for teachers, results of feedback reveal that students rated all the teachers 'satisfactory' and above. In teaching skills of teachers 59.49% of students rated 'very good' 34.63% rated it 'good', 5.87% rated it 'satisfactory' and 0% 'unsatisfactory' and students are also satisfied with the online teaching of the faculties. However, there remains always a scope for improvement and college always works for it.




 Principal
 Chandrapal Dadsena Govt.
 College Pithora
 Distt. Mahasamundh (G.J.)

Teachers' Overall Rating for the program

Q. No.	Parameters	Very Good	Good	Satisfactory	Unsatisfactory	Total
Q1	Depth of the course content including project work, if any	23.08%	30.77%	46.15%	0%	100%
Q2	Extent of coverage of course	38.46%	61.54%	0%	0%	100%
Q3	Applicability / relevance to real life situations	15.38%	69.23%	15.38%	0%	100%
Q4	Learning value (in terms of knowledge, concepts, manual skills, and analytical abilities and broadening perspectives)	30.77%	38.46%	30.77%	0%	100%
Q5	Clarity and relevance of textual reading material	46.15%	53.85%	0%	0%	100%
Q6	Relevance of additional source material (online/library)	30.77%	69.23%	0%	0%	100%
Q7	Extent of effort required by students	0%	61.54%	38.46%	0%	100%
Q8	Provision of sufficient time for feedback	23.08%	38.46%	38.46%	0%	100%
Q9	Overall rating	15.38%	61.54%	23.08%	0%	100%
Overall percentage of Teachers' feedback		24.79%	53.85%	21.37%	0%	100%

Duly filled Teachers' feedback forms from 13 teachers of B.A., B.Sc., B. Com., M.A. (History, English, Hindi) Program for the session 2018-19 have been collected offline. Results of feedback reveals that 24.79% teachers believe that program is 'very good', 53.85% find it 'good', 21.37% find it 'satisfactory' and no one finds it 'unsatisfactory' and the college is consistently working for improvement.





 Principal
 Chandrapal dadsena Govt.
 College Pithora
 Distt-Mahasamund(C.G.)

Parents' Feedback Overall Rating

Q. No.	Parameters	Very Good	Good	Satisfactory	Unsatisfactory	Total
Q1	Guidance provided by the teachers for exam preparation	25.32%	59.74%	13.64%	1.30%	100%
Q2	Contribution of the college in the personality development of the students	22.08%	55.19%	21.43%	1.30%	100%
Q3	Interest taken by the college management in solving your problems	16.88%	55.84%	25.97%	1.30%	100%
Q4	The College environment for competitive exams	22.08%	54.55%	21.43%	1.95%	100%
Q5	The Level of the teacher-student relationship	21.43%	61.69%	15.58%	1.30%	100%
Q6	The Standard of syllabus prescribed for different classes	28.57%	51.30%	18.18%	1.95%	100%
Q7	The college's response to your complaints	18.83%	47.40%	28.57%	5.19%	100%
Q8	The level of teaching of the professors	23.38%	60.39%	16.23%	0%	100%
Q9	Level of personal relationship of the professors with the students	21.43%	61.69%	15.58%	1.30%	100%
Q10	The status of the college in terms of modern education tools	25.32%	51.30%	21.43%	1.95%	100%
Overall percentage of Parents' feedback		22.53%	55.91%	19.81%	1.75%	100%

Duly filled Parents' feedback forms from 154 Parents for the session 2018-19 have been collected offline as well as online. Results of feedback reveals that 22.53 % parents rated it 'very good', 55.91% find it 'good', 19.81% find it 'satisfactory' and 1.75% find it 'unsatisfactory'. 5.19% of parents who find it unsatisfactory, rated 'unsatisfactory' in respect of 'The college's response to your complaints', Lack of interaction and coordination couldn't make it happen. The matter is informed to the higher authority for improvement. Strict orders are given to respected faculty to look into the matter and solves the complaints of parents.





 Principal
 Chandrapal Dadsena Govt.
 College Pithora
 Distt. Mahasamund (C.G.)

Alumni's Feedback Overall Rating

Q. No.	Parameters	Excellent	Very Good	Good	Satisfactory	Unsatisfactory	Total
Q1	Your experience regarding learning in this college	31.25%	56.25%	12.5%	0%	0%	100%
Q2	Standard of education system in the college	31.25%	37.5%	25%	6.25%	0%	100%
Q3	How was the college management	31.25%	56.25%	6.25%	6.25%	0%	100%
Q4	The level of guidance from the professors	56.25%	37.5%	0%	6.25%	0%	100%
Q5	Experience with practical work and laboratory staff in the college	18.75%	25%	37.5%	18.75%	0%	100%
Q6	Level of sports system in the college	18.75%	37.5%	25%	18.75%	0%	100%
Q7	Level of improvement in the educational system of the college in the present time as compared to the past	25%	50%	18.75%	6.25%	0%	100%
Q8	What was the level of cultural activities in the college	31.25%	37.5%	25%	6.25%	0%	100%
Q9	What was the role of the college in the development of moral values	43.75%	25%	25%	6.25%	0%	100%
Q10	How was the behaviour of the professors towards the students	43.75%	50%	0%	6.25%	0%	100%
Overall percentage of Alumni's feedback		33.13%	41.25%	17.50%	8.13%	0%	100

Duly filled Alumni's feedback forms from 16 Alumni for the session 2018-19 have been collected online. All the alumni feel proud as the students of this college. Results of feedback reveals that 33.13 % alumni rated it 'Excellent', 41.25% find it 'very good', 17.50% find it 'good', 8.13% find it 'satisfactory' and 0% find it 'unsatisfactory'. Their suggestions are welcomed & college is consistently working for improvement.




 Principal
 Chandrapal dadsena Govt.
 College Pithora
 Distt-Mahasamund(G.)

Employer's Feedback Overall Rating


Q. No.	Parameters	Very Good	Good	Satisfactory	Unsatisfactory	Total
Q1	Working level of the employee	75%	25%	0%	0%	100%
Q2	Discipline level of the employee	50%	50%	0%	0%	100%
Q3	Behavior of the employee with his/her colleagues	75%	0%	25%	0%	100%
Q4	Does the employee use his ability/skills in the interest of the organization	100%	0%	0%	0%	100%
Q5	Are the tasks assigned to the employee completed within the time limit	50%	50%	0%	0%	100%
Q6	Level of use of modern technologies by the employee	50%	50%	0%	0%	100%
Q7	Employee's level of loyalty to towards the organization	50%	25%	25%	0%	100%
Q8	Level of employee's ethics/morality	50%	50%	0%	0%	100%
Q9	Employee's attitude towards the problems that arise	75%	25%	0%	0%	100%
Q10	Personality of the employee	50%	25%	25%	0%	100%
Overall percentage of Employer's feedback		62.5%	30%	7.5%	0%	100%

Duly filled Employers' feedback forms for the session 2018-19 have been collected online. All the employers are satisfied with their employees (students of this college) in terms of their skills, behaviour, performance, personality, loyalty, moral & ethics. Results of feedback reveals that 62.5 % employers rated it 'very good', 30% find it 'good', 7.5% find it 'satisfactory' and no one find it 'unsatisfactory'. Their suggestions are welcomed & college is consistently working for overall improvement of the present batches.

Action Taken by Feedback Committee

The feedback has been taken from students for their respective courses and faculties, parents, alumni, & employer. Suggestions and problems discussed in staff council meeting. Problem and suggestion have been resolved through proper discussion and actions were taken for betterment. In staff council meeting feedback of faculties and their performance were discussed. All faculties were advised to conduct extra classes and to resolve the difficulties of students and modify teaching styles as per the present need.




 Principal
 Chandrapal Dadsena Govt.
 College Pithora
 Dist. Mathura (C.G.)